




Welcome to
Deerhurst and Apperley
Church of England School
Reception 2022- 2023



What to expect in Reception?

The Reception class is about much more than colours and shapes, numbers and letters. This is the year that your child becomes 'school-ready'; developing their independence, confidence, resilience and curiosity. It's an exciting time, for children and parents, as their Primary school career begins.

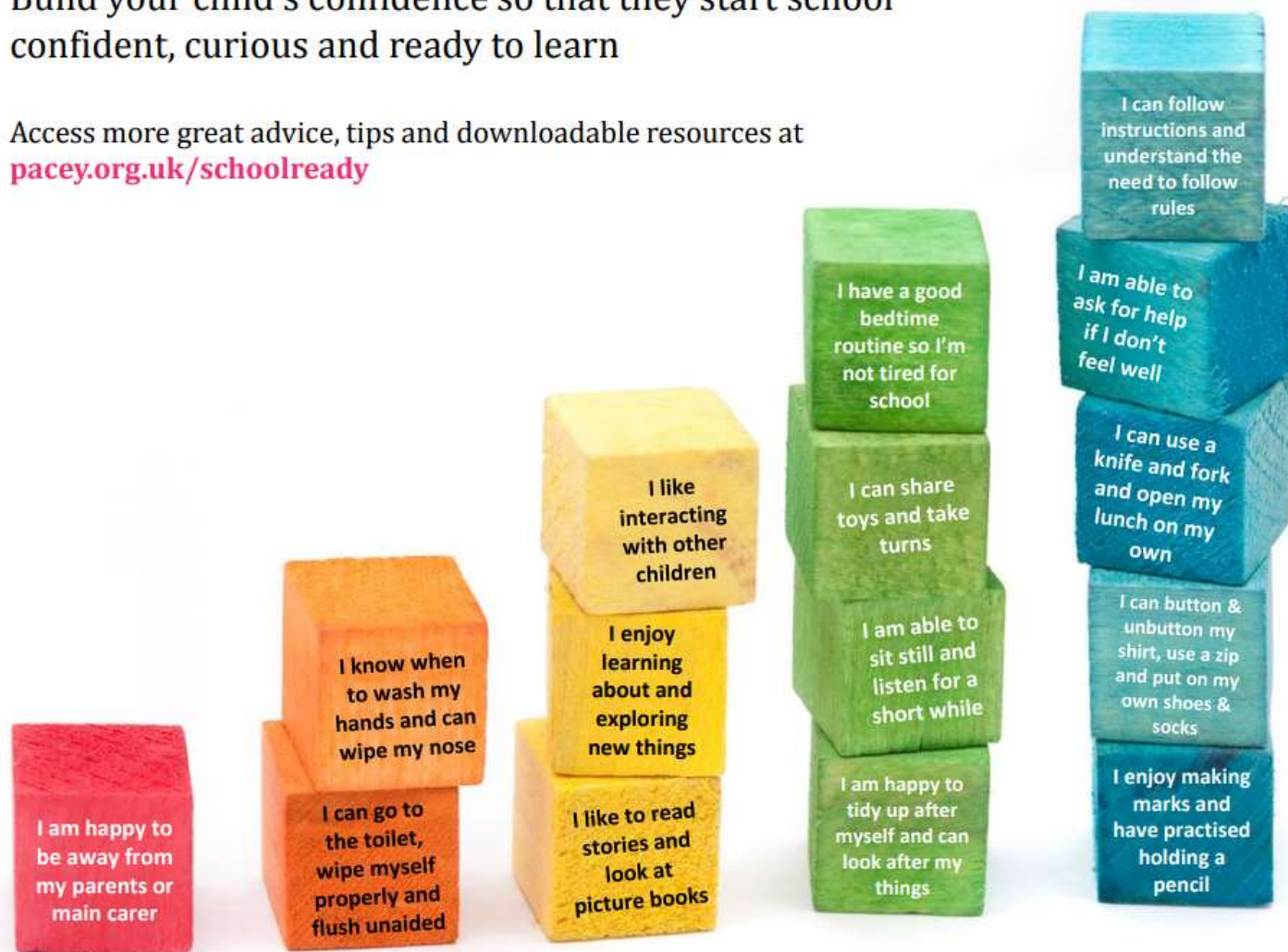
As parents, we can feel anxious as our child begins 'big school' - how will they cope in a big classroom and in a large playground? Will they make friends easily?

But very soon most children adjust to their exciting new environment.

Steps to starting school

Build your child's confidence so that they start school confident, curious and ready to learn

Access more great advice, tips and downloadable resources at
pacey.org.uk/schoolready



More top tips:

- ★ Get your child ready for their new routine by switching their meal times to match those of the school day
- ★ Encourage your child to explore new environments and interact with new people
- ★ Talk to your child about what they are most looking forward to at school
- ★ Let your child practise putting their new school uniform on and taking it off
- ★ **And remember**, every child is different and starts school with different abilities

What will my child do in Reception?

This year your child will continue to learn by doing things for themselves, by exploring and investigating, watching and listening, talking and discussing, creating and communicating — in other words — playing. Play is children's work and playing hard is very tiring! Your child may be really exhausted and perhaps a bit grumpy when they come home! If they don't want to talk about their day straight away, don't worry, they will gradually let you into their new world as time goes by.


Play can also be very messy as your child will be learning both inside the classroom with sand, water, paint, but also in the outdoors with mud, leaves etc. so you can expect some mucky clothes at the end of the day!



Why is the Reception class so important?

- Research shows that pupils have the biggest rate of learning from 3 - 6 years.
- Children who do well in Reception go on to achieve well throughout school.
- High expectations





Your child will be learning skills, acquiring new knowledge and demonstrating their understanding through 7 areas of learning and development.

Children should mostly develop the 3 prime areas first.

These are:

1. Communication and language
2. Physical development
3. Personal, social and emotional development.

As children grow, the prime areas will help them to develop skills in 4 specific areas.

These are:

4. Literacy;
5. Mathematics;
6. Understanding the world;
7. Expressive arts and design.



Personal, social and emotional development

One of the prime aspects of your child's first year at school will be a focus on their personal, social and emotional development, and their teacher will be aiming to give them a good start to their school experience by helping them form positive relationships, build confidence and self-regulation to manage their feelings and behaviour.



Physical development

Physical development is important too: you will hopefully notice that they are starting to move more confidently and develop their confidence with Gross and Fine Motor skills.

Communication

The one of the prime areas is communication. Children learn through speaking and listening first and foremost, and this year you may notice your child communicating in a variety of ways at school — for example, through stories, in conversations with adults and their friends, or through facial expression, movement or dance.

Speaking and listening

Speaking is a vital part to a child's development. It will help them make friends and ensure their needs and wants are met. Within the EYFS many aspects that children will need to achieve to meet their milestones have a focus around the ability to use language associated with the subject rather than showing a particular skill.

Remodel misuse of
language,
encouraging full
sentences

Collaborative play such
as board games
encourage conversation
and turn taking

Conversation time

Memory games

Singing and nursery
rhymes



Phonics - Phase 1

Children progress better in Phonics when they have a secure understanding of rhyming and are able to hear different sounds.



Phase One of Letters and Sounds concentrates on developing children's speaking and listening skills and lays the foundations for the phonic work which starts in Phase 2.

The emphasis during Phase 1 is to get children attuned to the sounds around them and ready to begin developing oral blending and segmenting skills.

Listening bottles; put different items inside bottles, shake them to guess what is inside.

Rhyming stories and games

We're going on a sound hunt. What can you hear?





What can you do to help?

Read, read, read

Read to your child and encourage them to read to you. Read anything and everything, not just the reading scheme books. Real books, with pictures, rhyme and enjoyable stories are crucial here. Try to encourage your child to talk about the pictures, or to make predictions about what will happen next.

It's most important for your child to enjoy reading above all, so try to relax, and stop when either of you begins to feel pressured or anxious.

Reading

Establish a daily reading time before starting school where you read them stories, get them to look at the pictures and tell you what they think is happening.

Talk about the book and the story after reading. Did they like it or not? Why?

Try and foster an enjoyment of reading. Books, magazines etc

Run your finger under the words as you are reading.





We Love Reading



20 brilliant books to read in Reception

Physical

Physical development involves providing opportunities for young children to be active and interactive; and to develop their co-ordination, control, and movement. Children must also be helped to understand the importance of physical activity, and to make healthy choices in relation to food. Both gross (large muscle movements) and fine (small movements) motor skills contribute to physical development.

Large muscles develop before small muscles.

Muscles in the body's core, legs and arms develop before those in the fingers and hands. Children learn how to perform gross motor skills such as walking before they learn to perform fine motor skills such as drawing.

The centre of the body develops before the outer regions. Muscles located at the core of the body become stronger and develop sooner than those in the feet and hands.

Development goes from the top down, from the head to the toes. This is why babies learn to hold their heads up before they learn how to crawl.





Getting dressed independently

It is really useful if you can encourage your child can have a go at dressing themselves at home so that they can do it themselves during the school day during PE and outdoor sessions.

Writing

Linked very closely to the development of the physical skills, until they have these secure they will find the act of writing challenging. Before starting school we do not expect children to be able to write lots. It is more important for children to be making marks and being able to talk about what they have drawn or tried to write.

It would be helpful for them to be able to recognise their name and to attempt writing it.



Maths

In Mathematics, the biggest focus is on developing mathematical language and being practical using manipulatives to help with their understanding.

You can help to promote mathematical language such as - heavy, light, empty, full, long, short, big, small in relevant contexts

What shapes can you see in the house?
What colours are there?
Can you notice any patterns?

How many cars can you count, how many doors or what numbers are on the doors?

Maths can be done in very simple ways daily. Counting steps as you walk down the road or up the stairs.

Look at your home environment to develop language, especially positional words - small object in front of big object, behind, in, on



Our typical day for Autumn 2022

Soft entry from 8:40 am - 9:00 am

9:00 - 9:30 : Handwriting (Fine motor skills/Dough Disco)

9:30-10:30: Literacy activities and continuous provision

10:30-10:45: break time

10:45-11:00: Phonics

11:30-12:30: Maths activities and continuous provision

12:30 - 1:30: lunch time

Afternoons - mixture over the week of topic, science, music, R.E, computing and PE

Short teacher led input and continuous provision activities before the end of the school day finish from 2:50 pm - 3:00 pm)



Transition in September

All Reception children starting school will start school on **Tuesday 5th September 2022**. Children can be brought to the school gate from 8:40 onwards where they will be met and you will say goodbye. The school lessons start at 8:55 but children are always welcome to come to school from 8:40am.

Week 1 - 8:40am - 12:00pm

Children attend school for mornings only

Week 2 - 8:45am - 1:00pm

Children attend school for the morning and stay for lunch

Week 3 - 8:40am - 3:15pm Children to attend school for the full day

Date for diary: **New Class invitation 3.15pm- 3.45pm Wednesday 14th September 2022** - this will be to have another opportunity to visit school and know more about the learning and expectations of the class and for you to ask any questions.





- Talk positively about school, but don't over talk!
- Bring it up naturally if they ask or speak about going to school.



If they ask something you don't know the answer to, please email or call. Maybe we can help find the answer.



Children will take their cues from you, the more positive, enthusiastic you are, the more likely they will be excited about starting school. Being nervous is normal!





Summer Reading Challenge 2022

GADGETEERS

Presented by The Reading Agency.
Delivered in partnership with libraries.



SCIENCE
MUSEUM
GROUP

IGNITING
IMAGINATION
INSPIRING
INNOVATORS

20 YEARS
THE
READING
AGENCY



Supported using public funding by
**ARTS COUNCIL
ENGLAND**

Illustrations by Julian Beresford and © The Reading Agency 2022



Supported using public funding by
**ARTS COUNCIL
ENGLAND**

**SUMMER
READING
CHALLENGE**

GADGETEERS



Image from Microsoft 365 2022



- Go to your library this summer to join the Challenge – IT'S FREE!
- Sign up to receive your special Gadgeteers collector poster
- Choose books to read over the holidays
- Collect stickers for each book you read
- Add the stickers to your poster to complete the Challenge and become a Gadgeteer!
- You'll receive a Core Pack --->



Illustrations by Julian Beresford and © The Reading Agency 2022

Visit the website summerreadingchallenge.org.uk



Set your own **summer reading goal**

Rate and **review** your books to unlock badges

Play **games** and enter **competitions**

Enter the codes printed on your stickers to unlock **extra rewards**

Use the **Book Sorter** to find books recommended by other children

Illustrations by Julian Beresford and © The Reading Agency 2022

**SUMMER
READING
CHALLENGE**