

SCHOOL SPORT REPORT

DEERHURST AND APPERLEY CHURCH OF ENGLAND PRIMARY SCHOOL (2015/16)



A breakdown of participation in sporting activities, both within curriculum time and for extra-curricular sports and sport clubs.



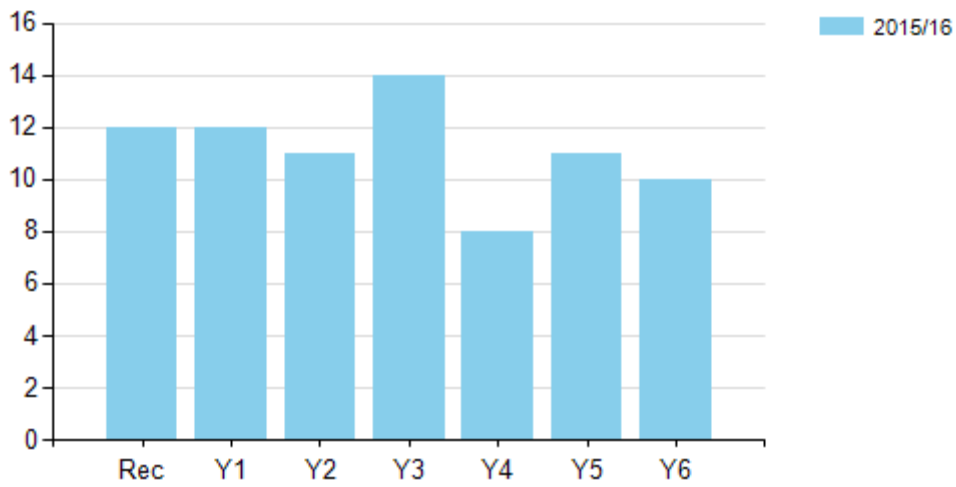
© 2015 CHELTENHAM SSP SSP & TEC I.T. Ltd

This report has been produced on behalf of CHELTENHAM SSP SSP and is based on information provided by individual schools.

CHELTENHAM SSP SSP and TEC I.T. Ltd accept no responsibility for inaccurate data submitted.

tec.IT

Pupil Numbers

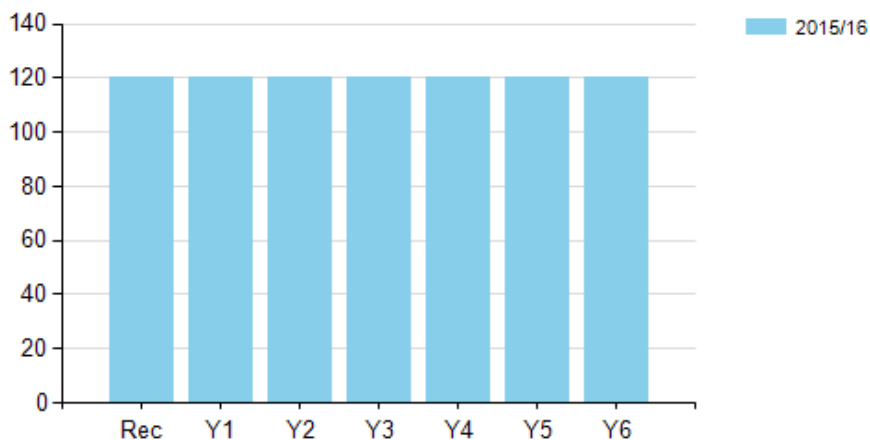


	Total
2015/16	78

Pupil Numbers (By Key Stage)

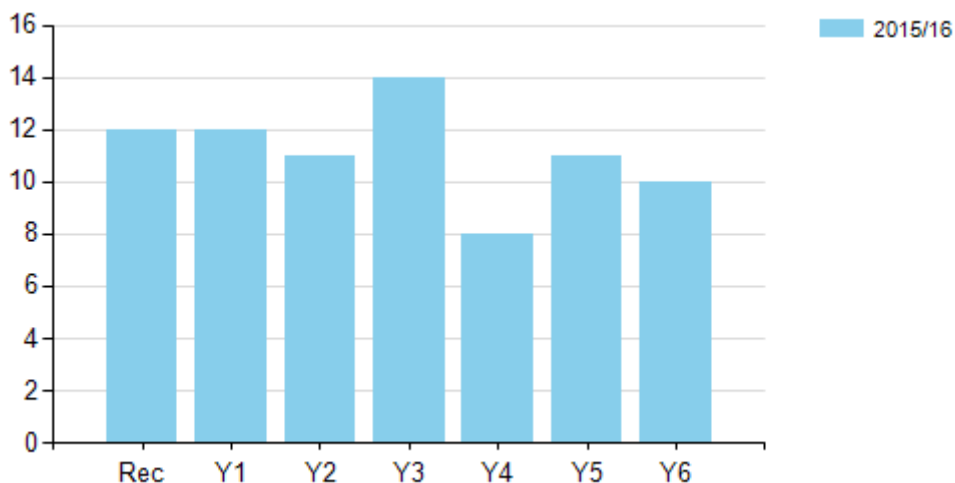
	2015/16
KS1	35
KS2	43
School Total	78

Minutes of PE in a typical week



	Total
2015/16	840

Number of young people participating in Intra School / Level 1 competitions



	Total
2015/16	78



© 2015 CHELTENHAM SSP SSP & TEC I.T. Ltd

This report has been produced on behalf of CHELTENHAM SSP SSP and is based on information provided by individual schools.

CHELTENHAM SSP SSP and TEC I.T. Ltd accept no responsibility for inaccurate data submitted.



Number of young people participating in Intra School / Level 1 competitions (By Key Stage)

	2015/16
KS1	35
KS2	43
School Total	78

Percentage of young people involved in Intra / Level 1 competition

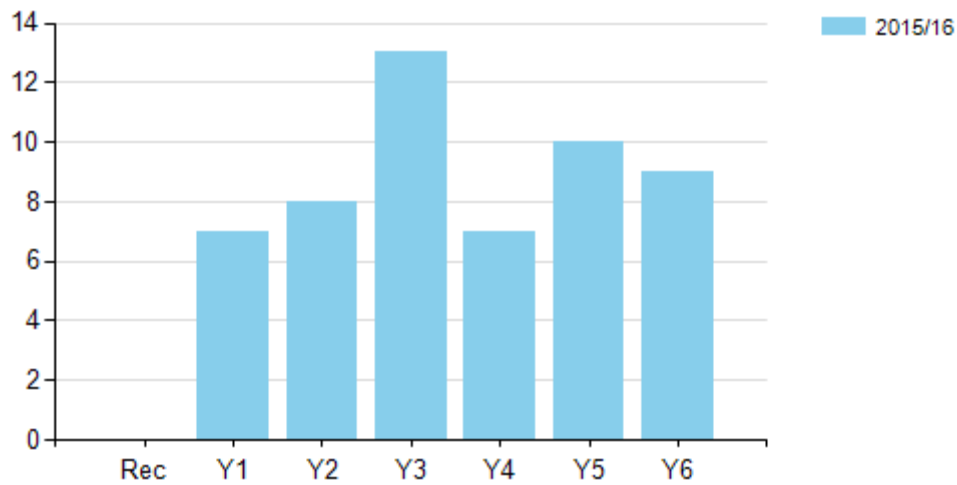
	2015/16
Rec	100.00%
Y1	100.00%
Y2	100.00%
Y3	100.00%
Y4	100.00%
Y5	100.00%
Y6	100.00%
Total School Average	100.00%

Intra / Level 1 comments

All pupils had the opportunity to compete for their house in at least 2 competitions over the year. 100% attendance at Sports Day and 95% attendance for Maths Adventure Day



Number of young people involved in Inter / Level 2 competition



	Total
2015/16	54

Number of young people involved in Inter / Level 2 competition (By Key Stage)

	2015/16
KS1	15
KS2	39
School Total	54

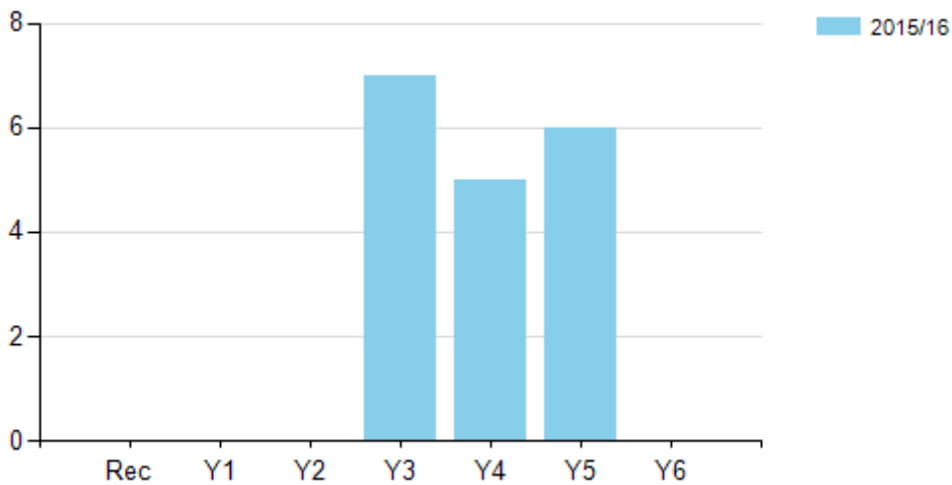
Percentage of young people involved in Inter / Level 2 competition

	2015/16
Rec	0.00%
Y1	58.33%
Y2	72.73%
Y3	92.86%
Y4	87.50%
Y5	90.91%
Y6	90.00%
Total School Average	69.23%

Inter / Level 2 comments

Events included Athletics, Cycling, Panathlon, Triathlon, Netball, Tennis, Football, Rugby, Cricket, Rounders,

Number of young people involved in Sports Leadership



	Total
2015/16	18



© 2015 CHELTENHAM SSP SSP & TEC I.T. Ltd

This report has been produced on behalf of CHELTENHAM SSP SSP and is based on information provided by individual schools.

CHELTENHAM SSP SSP and TEC I.T. Ltd accept no responsibility for inaccurate data submitted.



Number of young people involved in Sports Leadership (By Key Stage)

	2015/16
KS1	0
KS2	18
School Total	18

Percentage of young people involved in Sports Leadership

	2015/16
Rec	0.00%
Y1	0.00%
Y2	0.00%
Y3	50.00%
Y4	62.50%
Y5	54.55%
Y6	0.00%
Total School Average	23.08%

Leadership comments

Playground pals and activity organisers used at playtimes. Pupils score at selected sporting events.



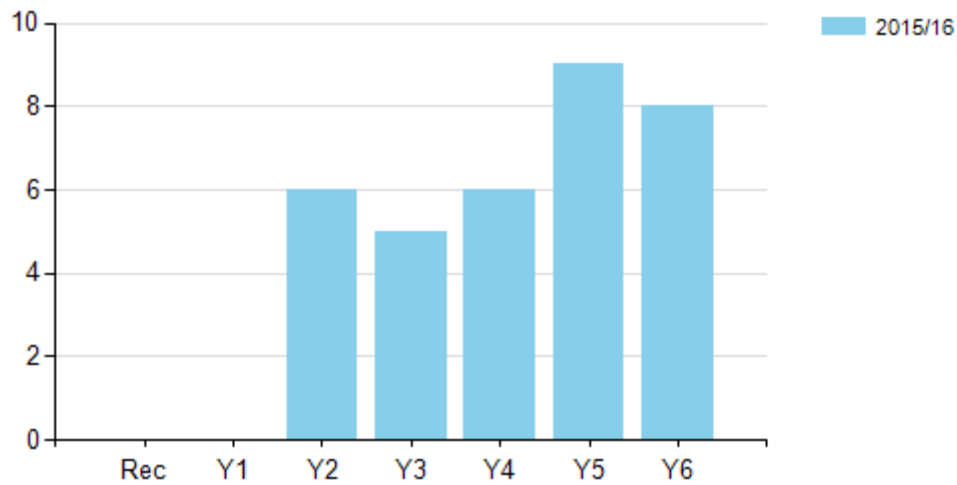
© 2015 CHELTENHAM SSP SSP & TEC I.T. Ltd

This report has been produced on behalf of CHELTENHAM SSP SSP and is based on information provided by individual schools.

CHELTENHAM SSP SSP and TEC I.T. Ltd accept no responsibility for inaccurate data submitted.

tec.IT

Number of young people participating in extra curricular sporting activity



	Total
2015/16	34

Number of young people participating in extra curricular sporting activity (By Key Stage)

	2015/16
KS1	6
KS2	28
School Total	34

Percentage of young people participating in extra curricular sporting activity

	2015/16
Rec	0.00%
Y1	0.00%
Y2	54.55%
Y3	35.71%
Y4	75.00%
Y5	81.82%
Y6	80.00%
Total School Average	43.59%

Extra Curricular Comments

Please note: this data refers to sports and activity clubs ONLY and excludes other extra-curricular clubs.
All whole school data includes KYFS

Number of young people (SEN) participating in Intra School / Level 1 competitions

	Total
2015/16	11



© 2015 CHELTENHAM SSP SSP & TEC I.T. Ltd

This report has been produced on behalf of CHELTENHAM SSP SSP and is based on information provided by individual schools.

CHELTENHAM SSP SSP and TEC I.T. Ltd accept no responsibility for inaccurate data submitted.



Number of young people (SEN) participating in Intra School / Level 1 competitions (By Key Stage)

	2015/16
KS1	2
KS2	9
School Total	11

Percentage of young people (SEN) involved in Intra / Level 1 competition

	2015/16
Rec	100.00%
Y1	NaN
Y2	100.00%
Y3	100.00%
Y4	100.00%
Y5	NaN
Y6	100.00%
Total School Average	100.00%



© 2015 CHELTENHAM SSP SSP & TEC I.T. Ltd

This report has been produced on behalf of CHELTENHAM SSP SSP and is based on information provided by individual schools.

CHELTENHAM SSP SSP and TEC I.T. Ltd accept no responsibility for inaccurate data submitted.



Number of young people (SEN) involved in Inter / Level 2 competition

	Total
2015/16	10

Number of young people (SEN) involved in Inter / Level 2 competition (By Key Stage)

	2015/16
KS1	1
KS2	9
School Total	10



© 2015 CHELTENHAM SSP SSP & TEC I.T. Ltd

This report has been produced on behalf of CHELTENHAM SSP SSP and is based on information provided by individual schools.

CHELTENHAM SSP SSP and TEC I.T. Ltd accept no responsibility for inaccurate data submitted.



Percentage of young people (SEN) involved in Inter / Level 2 competition

	2015/16
Rec	0%
Y1	100.00%
Y2	NaN
Y3	100.00%
Y4	100.00%
Y5	NaN
Y6	50.00%
Total School Average	81.81%%

Number of young people (Pupil Premium) participating in Intra School / Level 1 competitions

	Total
2015/16	11



© 2015 CHELTENHAM SSP SSP & TEC I.T. Ltd

This report has been produced on behalf of CHELTENHAM SSP SSP and is based on information provided by individual schools.

CHELTENHAM SSP SSP and TEC I.T. Ltd accept no responsibility for inaccurate data submitted.



Number of young people (Pupil Premium) participating in Intra School / Level 1 competitions (By Key Stage)

	2015/16
KS1	4
KS2	7
School Total	11

Percentage of young people (Pupil Premium) involved in Intra / Level 1 competition

	2015/16
Rec	NaN
Y1	100.00%
Y2	100.00%
Y3	100.00%
Y4	NaN
Y5	100.00%
Y6	100.00%
Total School Average	100.00%



© 2015 CHELTENHAM SSP SSP & TEC I.T. Ltd

This report has been produced on behalf of CHELTENHAM SSP SSP and is based on information provided by individual schools.

CHELTENHAM SSP SSP and TEC I.T. Ltd accept no responsibility for inaccurate data submitted.



Number of young people (Pupil Premium) involved in Inter / Level 2 competition

	Total
2015/16	10

Number of young people (Pupil Premium) involved in Inter / Level 2 competition (By Key Stage)

	2015/16
KS1	4
KS2	6
School Total	10



© 2015 CHELTENHAM SSP SSP & TEC I.T. Ltd

This report has been produced on behalf of CHELTENHAM SSP SSP and is based on information provided by individual schools.

CHELTENHAM SSP SSP and TEC I.T. Ltd accept no responsibility for inaccurate data submitted.



Percentage of young people (Pupil Premium) involved in Inter / Level 2 competition

	2015/16
Rec	NaN
Y1	100.00%
Y2	100.00%
Y3	100.00%
Y4	NaN
Y5	100.00%
Y6	50.00%
Total School Average	90.90%



© 2015 CHELTENHAM SSP SSP & TEC I.T. Ltd

This report has been produced on behalf of CHELTENHAM SSP SSP and is based on information provided by individual schools.

CHELTENHAM SSP SSP and TEC I.T. Ltd accept no responsibility for inaccurate data submitted.

